



Impos

Sample Reports Administration

Touch screen point of sale software
customised for restaurants, bars, pubs, cafés
& wineries

Document issue #3, October, 2008

Your company name

FROM: 08/02/2008 00:00:00

TO: 09/02/2008 23:59:59

Cashier Summary

STATION

Station	Payment	Receive	Change	Refunded	Amount
Bar 1		\$5,767.40	\$477.30	\$0.00	\$5,290.10
	Cash	\$5,767.40	\$477.30	\$0.00	\$5,290.10
Bar 2		\$13,302.82	\$888.32	\$9.00	\$12,405.50
	Account	\$155.92	\$0.02	\$0.00	\$155.90
	Cash	\$13,089.50	\$888.30	\$9.00	\$12,192.20
	EFTPOS	\$57.40	\$0.00	\$0.00	\$57.40
Restaurant		\$6,024.10	\$1,760.60	\$0.00	\$4,263.50
	Cash	\$5,956.30	\$1,760.60	\$0.00	\$4,195.70
	EFTPOS	\$67.80	\$0.00	\$0.00	\$67.80
Gaming		\$17,867.60	\$2,748.45	\$13.00	\$15,106.15
	Account	\$67.80	\$0.00	\$0.00	\$67.80
	AMEX	\$120.80	\$0.00	\$0.00	\$120.80
	Cash	\$11,328.50	\$2,713.45	\$13.00	\$8,602.05
	EFTPOS	\$6,350.50	\$35.00	\$0.00	\$6,315.50
		\$42,961.92	\$5,874.67	\$22.00	\$37,065.25

STAFF

Staff	Payment	Receive	Change	Refunded	Amount
Billy Bob		\$694.82	\$0.02	\$0.00	\$694.80
	Account	\$45.52	\$0.02	\$0.00	\$45.50
	Cash	\$634.30	\$0.00	\$0.00	\$634.30
	EFTPOS	\$15.00	\$0.00	\$0.00	\$15.00
Candice		\$2,137.40	\$381.00	\$0.00	\$1,756.40
	Cash	\$1,695.00	\$381.00	\$0.00	\$1,314.00
	EFTPOS	\$442.40	\$0.00	\$0.00	\$442.40
Clint		\$2,812.70	\$110.50	\$9.00	\$2,693.20
	Cash	\$2,812.70	\$110.50	\$9.00	\$2,693.20
Daisy		\$3,493.40	\$951.20	\$0.00	\$2,542.20
	Cash	\$3,451.00	\$951.20	\$0.00	\$2,499.80
	EFTPOS	\$42.40	\$0.00	\$0.00	\$42.40
Georgie D		\$1,622.45	\$544.30	\$0.00	\$1,078.15
	Cash	\$1,212.75	\$544.30	\$0.00	\$668.45
	EFTPOS	\$409.70	\$0.00	\$0.00	\$409.70
Hailey		\$1,174.90	\$0.00	\$0.00	\$1,174.90
	Cash	\$1,174.90	\$0.00	\$0.00	\$1,174.90
Heath		\$1,116.10	\$63.60	\$0.00	\$1,052.50
	Account	\$7.00	\$0.00	\$0.00	\$7.00
	Cash	\$907.80	\$63.60	\$0.00	\$844.20
	EFTPOS	\$201.30	\$0.00	\$0.00	\$201.30
Jodie		\$2,011.10	\$387.20	\$0.00	\$1,623.90
	Account	\$67.80	\$0.00	\$0.00	\$67.80
	AMEX	\$86.00	\$0.00	\$0.00	\$86.00
	Cash	\$1,327.60	\$387.20	\$0.00	\$940.40
	EFTPOS	\$529.70	\$0.00	\$0.00	\$529.70
Karen		\$726.20	\$8.40	\$0.00	\$717.80
	Cash	\$274.00	\$8.40	\$0.00	\$265.60
	EFTPOS	\$452.20	\$0.00	\$0.00	\$452.20
Kylie		\$3,319.95	\$608.85	\$13.00	\$2,698.10
	AMEX	\$34.80	\$0.00	\$0.00	\$34.80
	Cash	\$2,097.75	\$608.85	\$13.00	\$1,475.90

Your company name

FROM: 08/02/2008 00:00:00

TO: 09/02/2008 23:59:59

Cashier Summary

	EFTPOS	\$1,187.40	\$0.00	\$0.00	\$1,187.40
Leanne		\$618.40	\$300.10	\$0.00	\$318.30
	Cash	\$553.00	\$300.10	\$0.00	\$252.90
	EFTPOS	\$65.40	\$0.00	\$0.00	\$65.40
Mandy		\$121.80	\$0.00	\$0.00	\$121.80
	Cash	\$121.80	\$0.00	\$0.00	\$121.80
Marra		\$2,690.20	\$43.70	\$0.00	\$2,646.50
	Cash	\$2,518.00	\$43.70	\$0.00	\$2,474.30
	EFTPOS	\$172.20	\$0.00	\$0.00	\$172.20
Michaela		\$3,219.40	\$0.00	\$0.00	\$3,219.40
	Cash	\$3,207.40	\$0.00	\$0.00	\$3,207.40
	EFTPOS	\$12.00	\$0.00	\$0.00	\$12.00
Rachel		\$3,389.10	\$64.00	\$0.00	\$3,325.10
	Cash	\$3,389.10	\$64.00	\$0.00	\$3,325.10
Sarah		\$2,041.50	\$461.10	\$0.00	\$1,580.40
	Cash	\$1,380.90	\$441.10	\$0.00	\$939.80
	EFTPOS	\$660.60	\$20.00	\$0.00	\$640.60
Stacey		\$11.60	\$0.00	\$0.00	\$11.60
	Cash	\$11.60	\$0.00	\$0.00	\$11.60
Steph		\$4,684.60	\$581.70	\$0.00	\$4,102.90
	Cash	\$2,910.60	\$566.70	\$0.00	\$2,343.90
	EFTPOS	\$1,774.00	\$15.00	\$0.00	\$1,759.00
Steph Bar		\$3,348.40	\$1,165.70	\$0.00	\$2,182.70
	Cash	\$3,348.40	\$1,165.70	\$0.00	\$2,182.70
Tarryn		\$1,325.70	\$185.10	\$0.00	\$1,140.60
	Cash	\$814.30	\$185.10	\$0.00	\$629.20
	EFTPOS	\$511.40	\$0.00	\$0.00	\$511.40
Tracka		\$77.10	\$0.00	\$0.00	\$77.10
	Cash	\$77.10	\$0.00	\$0.00	\$77.10
Travis		\$2,325.10	\$18.20	\$0.00	\$2,306.90
	Account	\$103.40	\$0.00	\$0.00	\$103.40
	Cash	\$2,221.70	\$18.20	\$0.00	\$2,203.50
		\$42,961.92	\$5,874.67	\$22.00	\$37,065.25

Your Company name

FROM: 08/02/2008 00:00:00

TO: 09/02/2008 23:59:59

Sale Performance Summary

STATION

Station	Amount	Surcharge	Discount	Voided	Refunded	Net Sales
POS1	\$5,359.90	\$0.00	\$0.00	\$0.00	\$0.00	\$5,359.90
POS2	\$12,486.00	\$0.00	\$181.51	\$0.00	\$9.00	\$12,295.50
POS3	\$5,137.80	\$0.00	\$39.20	\$13.00	\$0.00	\$5,085.60
POS4	\$8,987.30	\$0.00	\$510.15	\$87.00	\$13.00	\$8,377.15
POS5	\$5,950.30	\$0.00	\$0.00	\$3.20	\$0.00	\$5,947.10
	\$37,921.30	\$0.00	\$730.86	\$103.20	\$22.00	\$37,065.25

STAFF

Staff	Amount	Surcharge	Discount	Voided	Refunded	Net Sales	%
Billy Bob	\$707.70	\$0.00	\$82.58	\$0.00	\$0.00	\$625.12	1.69%
Candice	\$1,768.30	\$0.00	\$51.00	\$0.00	\$0.00	\$1,717.30	4.63%
Clint	\$2,721.50	\$0.00	\$34.80	\$0.00	\$9.00	\$2,677.70	7.22%
Daisy	\$2,537.80	\$0.00	\$0.00	\$0.00	\$0.00	\$2,537.80	6.85%
Georgie D	\$1,317.20	\$0.00	\$5.95	\$7.00	\$0.00	\$1,304.25	3.52%
Hailey	\$1,164.50	\$0.00	\$0.00	\$0.00	\$0.00	\$1,164.50	3.14%
Heath	\$1,106.30	\$0.00	\$20.00	\$7.00	\$0.00	\$1,079.30	2.91%
Jodie	\$1,308.60	\$0.00	\$107.70	\$53.60	\$0.00	\$1,147.30	3.10%
Karen	\$761.90	\$0.00	\$0.00	\$0.00	\$0.00	\$761.90	2.06%
Kylie	\$2,852.00	\$0.00	\$121.50	\$29.60	\$13.00	\$2,687.90	7.25%
Leanne	\$659.70	\$0.00	\$6.40	\$0.00	\$0.00	\$653.30	1.76%
Mandy	\$142.60	\$0.00	\$0.00	\$0.00	\$0.00	\$142.60	0.38%
Marra	\$2,438.80	\$0.00	\$0.00	\$0.00	\$0.00	\$2,438.80	6.58%
Michaela	\$3,287.60	\$0.00	\$0.00	\$0.00	\$0.00	\$3,287.60	8.87%
Rachel	\$3,377.10	\$0.00	\$26.00	\$0.00	\$0.00	\$3,351.10	9.04%
Sarah	\$2,359.20	\$0.00	\$130.80	\$0.00	\$0.00	\$2,228.40	6.01%
Stacey	\$11.60	\$0.00	\$0.00	\$0.00	\$0.00	\$11.60	0.03%
Steph	\$2,597.70	\$0.00	\$20.00	\$0.00	\$0.00	\$2,577.70	6.95%
Steph Bar	\$2,188.70	\$0.00	\$0.00	\$6.00	\$0.00	\$2,182.70	5.89%
Tarryn	\$1,796.40	\$0.00	\$35.00	\$0.00	\$0.00	\$1,761.40	4.75%
Tracka	\$77.10	\$0.00	\$0.00	\$0.00	\$0.00	\$77.10	0.21%
Travis	\$2,739.00	\$0.00	\$89.13	\$0.00	\$0.00	\$2,649.88	7.15%
	\$37,921.30	\$0.00	\$730.86	\$103.20	\$22.00	\$37,065.25	

TYPE

Type	Amount	Surcharge	Discount	Voided	Refunded	Net Sales
Order	\$21,760.70	\$0.00	\$196.30	\$13.00	\$13.00	\$21,538.40
Tab	\$211.50	\$0.00	\$34.21	\$0.00	\$0.00	\$177.30
Table	\$15,949.10	\$0.00	\$500.35	\$90.20	\$9.00	\$15,349.55
	\$37,921.30	\$0.00	\$730.86	\$103.20	\$22.00	\$37,065.25

GST \$3,365.75

Table Covers 999

NO SALE

Staff	Amount
Heath	13
Michaela	8
Rachel	11

Your company name

FROM: 2/8/2008 00:00:00

TO: 2/8/2008 00:00:00

Item Details

Name	Gross	Qty	Surcharge	discount	Void	Qty	Refund Qty	Net	%	Qty	%
Drink	\$13,889.30	2881	\$0.00	(\$66.19)	(\$13.00)	-3	\$0.00	\$13,810.11	69.58%	2878	75.92%
Tap Beer	\$5,376.30	1359	\$0.00	(\$6.61)	(\$7.00)	-2	\$0.00	\$5,362.69	27.02%	1359	35.81%
Coopers	\$619.40	138	\$0.00	(\$5.70)	\$0.00	0	\$0.00	\$613.70	3.09%	138	3.64%
Carlton	\$3,393.40	923	\$0.00	(\$0.00)	(\$7.00)	-2	\$0.00	\$3,386.40	17.06%	923	24.32%
Stella	\$260.00	45	\$0.00	(\$0.91)	\$0.00	0	\$0.00	\$259.09	1.31%	45	1.19%
Guinness	\$8.00	2	\$0.00	(\$0.00)	\$0.00	0	\$0.00	\$8.00	0.04%	2	0.05%
Cascade Light	\$384.00	118	\$0.00	(\$0.00)	\$0.00	0	\$0.00	\$384.00	1.93%	118	3.11%
Pure Blonde	\$474.00	93	\$0.00	(\$0.00)	\$0.00	0	\$0.00	\$474.00	2.39%	93	2.45%
Asahi	\$237.50	40	\$0.00	(\$0.00)	\$0.00	0	\$0.00	\$237.50	1.20%	40	1.05%
White Wine	\$1,229.00	304	\$0.00	(\$16.56)	\$0.00	0	\$0.00	\$1,212.44	6.11%	304	8.01%
Spirits	\$3,837.50	590	\$0.00	(\$9.07)	(\$6.00)	-1	\$0.00	\$3,822.43	19.26%	590	15.55%
Milkshakes	\$10.50	6	\$0.00	(\$0.00)	\$0.00	0	\$0.00	\$10.50	0.05%	6	0.16%
Soft Drinks	\$444.10	204	\$0.00	(\$3.84)	\$0.00	0	\$0.00	\$440.26	2.22%	204	5.38%
Juices	\$36.00	21	\$0.00	(\$0.00)	\$0.00	0	\$0.00	\$36.00	0.18%	21	0.55%
Red Wine	\$410.50	33	\$0.00	(\$9.50)	\$0.00	0	\$0.00	\$401.00	2.02%	33	0.87%
Local Beer	\$489.50	89	\$0.00	(\$0.00)	\$0.00	0	\$0.00	\$489.50	2.47%	89	2.35%
Champagne	\$361.50	48	\$0.00	(\$7.50)	\$0.00	0	\$0.00	\$354.00	1.78%	48	1.26%
RTDs	\$835.40	112	\$0.00	(\$2.23)	\$0.00	0	\$0.00	\$833.17	4.20%	112	2.95%
Imported Beer	\$763.00	109	\$0.00	(\$10.88)	\$0.00	0	\$0.00	\$752.12	3.79%	109	2.87%
Cocktails	\$96.00	6	\$0.00	(\$0.00)	\$0.00	0	\$0.00	\$96.00	0.48%	6	0.16%
Food	\$5,409.50	525	\$0.00	(\$207.46)	(\$33.00)	-2	(\$13.00)	\$5,156.04	25.98%	520	13.99%
Breakfast	\$259.00	63	\$0.00	(\$0.00)	\$0.00	0	\$0.00	\$259.00	1.30%	63	1.66%
Desserts	\$142.50	39	\$0.00	(\$0.00)	\$0.00	0	(\$13.00)	\$129.50	0.65%	35	1.13%
Mains	\$835.00	81	\$0.00	(\$20.24)	\$0.00	0	\$0.00	\$814.76	4.11%	79	2.19%
toasted 4 bob	\$0.00	1	\$0.00	(\$0.00)	\$0.00	0	\$0.00	\$0.00	0.00%	1	0.03%
to takeaway	\$0.00	1	\$0.00	(\$0.00)	\$0.00	0	\$0.00	\$0.00	0.00%	1	0.03%
sandwich	\$0.00	1	\$0.00	(\$0.00)	\$0.00	0	\$0.00	\$0.00	0.00%	1	0.03%
w iceberg	\$0.00	1	\$0.00	(\$0.00)	\$0.00	0	\$0.00	\$0.00	0.00%	1	0.03%
Plate Of The Day	\$36.00	2	\$0.00	(\$0.00)	\$0.00	0	\$0.00	\$36.00	0.18%	2	0.05%
IGNORE	\$0.00	4	\$0.00	(\$0.00)	\$0.00	0	\$0.00	\$0.00	0.00%	4	0.11%
both dress on side	\$0.00	1	\$0.00	(\$0.00)	\$0.00	0	\$0.00	\$0.00	0.00%	1	0.03%
no egg or tom	\$0.00	1	\$0.00	(\$0.00)	\$0.00	0	\$0.00	\$0.00	0.00%	1	0.03%

Your company name

FROM: 2/8/2008 00:00:00

TO: 2/8/2008 00:00:00

Item Details

both takeaway	\$0.00	1	\$0.00	(\$0.00)	0	(\$0.00)	\$0.00	0	(\$0.00)	-1	\$0.00	0.00%	-1	0.08%
on 2 plates	\$0.00	1	\$0.00	(\$0.00)	0	(\$0.00)	\$0.00	0	(\$0.00)	0	\$0.00	0.00%	1	0.03%
w chips and salad	\$0.00	1	\$0.00	(\$0.00)	0	(\$0.00)	\$0.00	0	(\$0.00)	0	\$0.00	0.00%	1	0.03%
billys meal	\$0.00	1	\$0.00	(\$0.00)	0	(\$0.00)	\$0.00	0	(\$0.00)	0	\$0.00	0.00%	1	0.03%
no egg	\$0.00	1	\$0.00	(\$0.00)	0	(\$0.00)	\$0.00	0	(\$0.00)	0	\$0.00	0.00%	1	0.03%
chocolate	\$0.00	1	\$0.00	(\$0.00)	0	(\$0.00)	\$0.00	0	(\$0.00)	0	\$0.00	0.00%	1	0.03%
sarah	\$0.00	1	\$0.00	(\$0.00)	0	(\$0.00)	\$0.00	0	(\$0.00)	0	\$0.00	0.00%	1	0.03%
Atlantic Salmon	\$112.00	4	\$0.00	(\$20.24)	0	(\$0.00)	\$0.00	0	(\$0.00)	0	\$91.76	0.46%	1	0.03%
no basil or green	\$0.00	1	\$0.00	(\$0.00)	0	(\$0.00)	\$0.00	0	(\$0.00)	0	\$0.00	0.00%	4	0.11%
Porterhouse	\$210.00	7	\$0.00	(\$0.00)	0	(\$0.00)	\$0.00	0	(\$0.00)	0	\$210.00	1.06%	1	0.03%
Rare	\$0.00	1	\$0.00	(\$0.00)	0	(\$0.00)	\$0.00	0	(\$0.00)	0	\$0.00	0.00%	7	0.18%
Med Well	\$0.00	1	\$0.00	(\$0.00)	0	(\$0.00)	\$0.00	0	(\$0.00)	0	\$0.00	0.00%	1	0.03%
no tzaziki	\$0.00	1	\$0.00	(\$0.00)	0	(\$0.00)	\$0.00	0	(\$0.00)	0	\$0.00	0.00%	1	0.03%
extra spinach and	\$0.00	1	\$0.00	(\$0.00)	0	(\$0.00)	\$0.00	0	(\$0.00)	0	\$0.00	0.00%	1	0.03%
Chicken Breast	\$87.00	3	\$0.00	(\$0.00)	0	(\$0.00)	\$0.00	0	(\$0.00)	0	\$87.00	0.44%	1	0.03%
no cream	\$0.00	1	\$0.00	(\$0.00)	0	(\$0.00)	\$0.00	0	(\$0.00)	0	\$0.00	0.00%	3	0.08%
Med	\$0.00	1	\$0.00	(\$0.00)	0	(\$0.00)	\$0.00	0	(\$0.00)	0	\$0.00	0.00%	1	0.03%
Shark	\$78.00	3	\$0.00	(\$0.00)	0	(\$0.00)	\$0.00	0	(\$0.00)	0	\$78.00	0.39%	1	0.03%
tiny bit o tobasco	\$0.00	1	\$0.00	(\$0.00)	0	(\$0.00)	\$0.00	0	(\$0.00)	0	\$0.00	0.00%	1	0.03%
on rice please	\$0.00	1	\$0.00	(\$0.00)	0	(\$0.00)	\$0.00	0	(\$0.00)	0	\$0.00	0.00%	1	0.03%
Lamb	\$116.00	4	\$0.00	(\$0.00)	0	(\$0.00)	\$0.00	0	(\$0.00)	0	\$116.00	0.58%	4	0.11%
aussie	\$0.00	1	\$0.00	(\$0.00)	0	(\$0.00)	\$0.00	0	(\$0.00)	0	\$0.00	0.00%	1	0.03%
Med Rare	\$0.00	3	\$0.00	(\$0.00)	0	(\$0.00)	\$0.00	0	(\$0.00)	0	\$0.00	0.00%	3	0.08%
just shark n chips	\$0.00	1	\$0.00	(\$0.00)	0	(\$0.00)	\$0.00	0	(\$0.00)	0	\$0.00	0.00%	1	0.03%
Well	\$0.00	1	\$0.00	(\$0.00)	0	(\$0.00)	\$0.00	0	(\$0.00)	0	\$0.00	0.00%	1	0.03%
just chips	\$0.00	1	\$0.00	(\$0.00)	0	(\$0.00)	\$0.00	0	(\$0.00)	0	\$0.00	0.00%	1	0.03%
no croutons	\$0.00	1	\$0.00	(\$0.00)	0	(\$0.00)	\$0.00	0	(\$0.00)	0	\$0.00	0.00%	1	0.03%
no fetta	\$0.00	1	\$0.00	(\$0.00)	0	(\$0.00)	\$0.00	0	(\$0.00)	0	\$0.00	0.00%	1	0.03%
dressing on side	\$0.00	1	\$0.00	(\$0.00)	0	(\$0.00)	\$0.00	0	(\$0.00)	0	\$0.00	0.00%	1	0.03%
Seafood Platter	\$0.00	2	\$0.00	(\$0.00)	0	(\$0.00)	\$0.00	0	(\$0.00)	0	\$0.00	0.00%	2	0.05%
FOR 1	\$76.00	2	\$0.00	(\$0.00)	0	(\$0.00)	\$0.00	0	(\$0.00)	0	\$76.00	0.38%	2	0.05%
no pine nuts	\$0.00	1	\$0.00	(\$0.00)	0	(\$0.00)	\$0.00	0	(\$0.00)	0	\$0.00	0.00%	1	0.03%
with prosciutto	\$0.00	1	\$0.00	(\$0.00)	0	(\$0.00)	\$0.00	0	(\$0.00)	0	\$0.00	0.00%	1	0.03%
Duck	\$120.00	4	\$0.00	(\$0.00)	0	(\$0.00)	\$0.00	0	(\$0.00)	0	\$120.00	0.60%	4	0.11%
no cheese	\$0.00	2	\$0.00	(\$0.00)	0	(\$0.00)	\$0.00	0	(\$0.00)	0	\$0.00	0.00%	2	0.05%
dairy free	\$0.00	1	\$0.00	(\$0.00)	0	(\$0.00)	\$0.00	0	(\$0.00)	0	\$0.00	0.00%	1	0.03%

Your company name

FROM: 2/8/2008 00:00:00

TO: 2/8/2008 00:00:00

Item Details

with other mains	\$0.00	1	\$0.00	(\$0.00)	\$0.00	0	\$0.00	0	\$0.00	0.00%	1	0.03%
no anchovies	\$0.00	1	\$0.00	(\$0.00)	\$0.00	0	\$0.00	0	\$0.00	0.00%	1	0.03%
cherry tomato	\$0.00	1	\$0.00	(\$0.00)	\$0.00	0	\$0.00	0	\$0.00	0.00%	1	0.03%
two plates	\$0.00	1	\$0.00	(\$0.00)	\$0.00	0	\$0.00	0	\$0.00	0.00%	1	0.03%
no bbq sauce	\$0.00	1	\$0.00	(\$0.00)	\$0.00	0	\$0.00	0	\$0.00	0.00%	1	0.03%
tomato sauce	\$0.00	1	\$0.00	(\$0.00)	\$0.00	0	\$0.00	0	\$0.00	0.00%	1	0.03%
no asparagus	\$0.00	1	\$0.00	(\$0.00)	\$0.00	0	\$0.00	0	\$0.00	0.00%	1	0.03%
no sundried toms	\$0.00	1	\$0.00	(\$0.00)	\$0.00	0	\$0.00	0	\$0.00	0.00%	1	0.03%
black shirt in wine	\$0.00	1	\$0.00	(\$0.00)	\$0.00	0	\$0.00	0	\$0.00	0.00%	1	0.03%
Pizza	\$638.00	42	\$0.00	(\$33.35)	\$0.00	0	\$0.00	0	\$0.00	3.05%	42	1.11%
Starters	\$1,903.00	179	\$0.00	(\$91.94)	(\$33.00)	-2	\$0.00	0	\$0.00	8.96%	179	4.72%
Kids Meals	\$77.00	11	\$0.00	(\$0.00)	\$0.00	0	\$0.00	0	\$0.00	0.39%	11	0.29%
Pasta/Risotto	\$750.00	37	\$0.00	(\$34.78)	\$0.00	0	\$0.00	0	\$0.00	3.60%	37	0.97%
Sides	\$114.00	19	\$0.00	(\$1.95)	\$0.00	0	\$0.00	0	\$0.00	0.56%	19	0.50%
Wok	\$636.00	31	\$0.00	(\$25.20)	\$0.00	0	\$0.00	0	\$0.00	3.08%	31	0.82%
Bar Snacks	\$51.50	21	\$0.00	(\$0.00)	\$0.00	0	\$0.00	0	\$0.00	0.26%	21	0.55%
Dessert	\$3.50	2	\$0.00	(\$0.00)	\$0.00	0	\$0.00	0	\$0.00	0.02%	2	0.05%
no cat	\$904.40	383	\$0.00	(\$13.45)	(\$9.60)	-3	\$0.00	0	\$0.00	4.44%	380	10.09%
Coffee/Tea	\$640.40	295	\$0.00	(\$13.45)	(\$9.60)	-3	\$0.00	0	\$0.00	3.11%	295	7.77%
Misc	\$2.00	38	\$0.00	(\$0.00)	\$0.00	0	\$0.00	0	\$0.00	0.01%	38	1.00%
With/Without	\$10.00	14	\$0.00	(\$0.00)	\$0.00	0	\$0.00	0	\$0.00	0.05%	14	0.37%
SHOTS	\$252.00	36	\$0.00	(\$0.00)	\$0.00	0	\$0.00	0	\$0.00	1.27%	36	0.95%

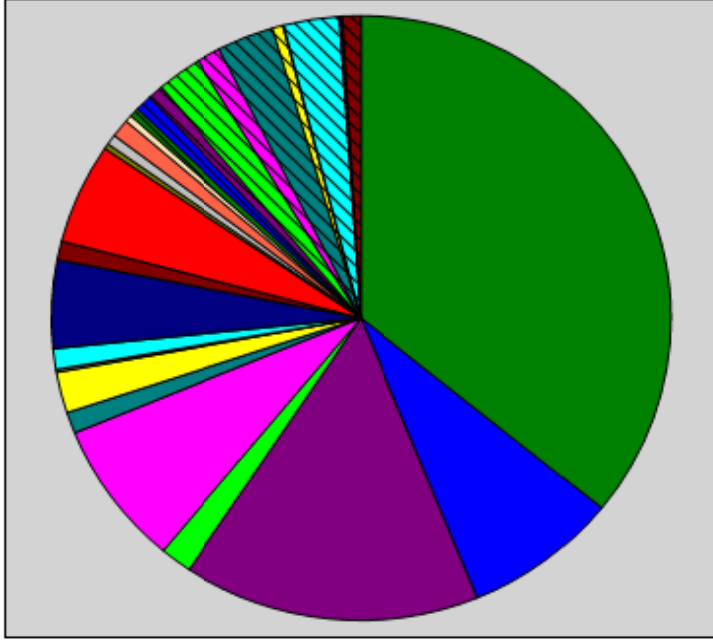
Your company name

FROM: 2/8/2008 00:00:00

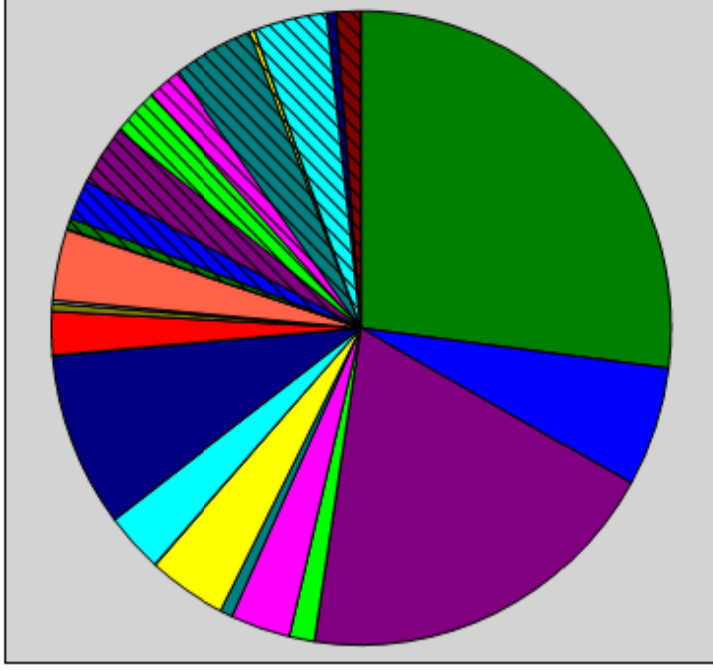
TO: 2/8/2008 00:00:00

Item Details

Department (by Qty)



Department (by \$)




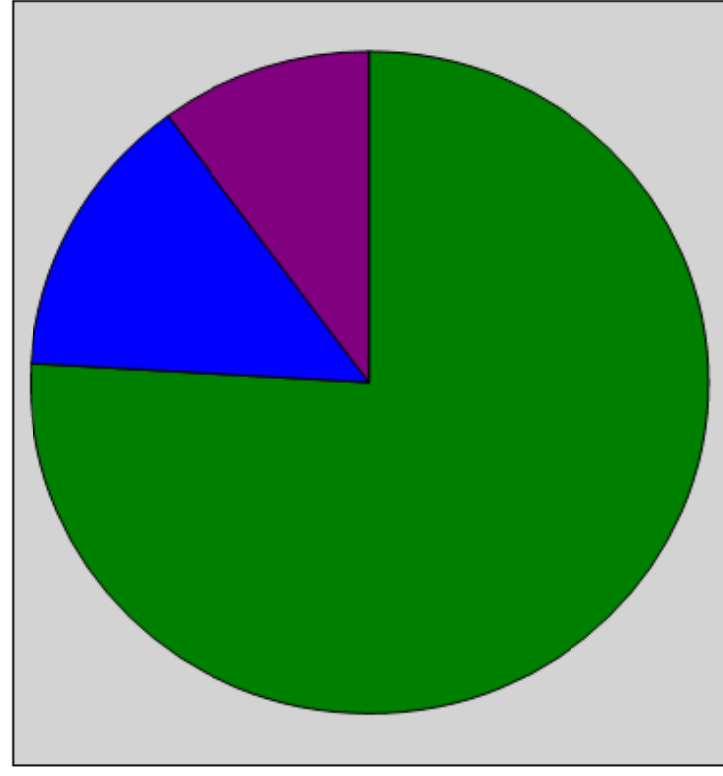
Your company name

FROM: 2/8/2008 00:00:00


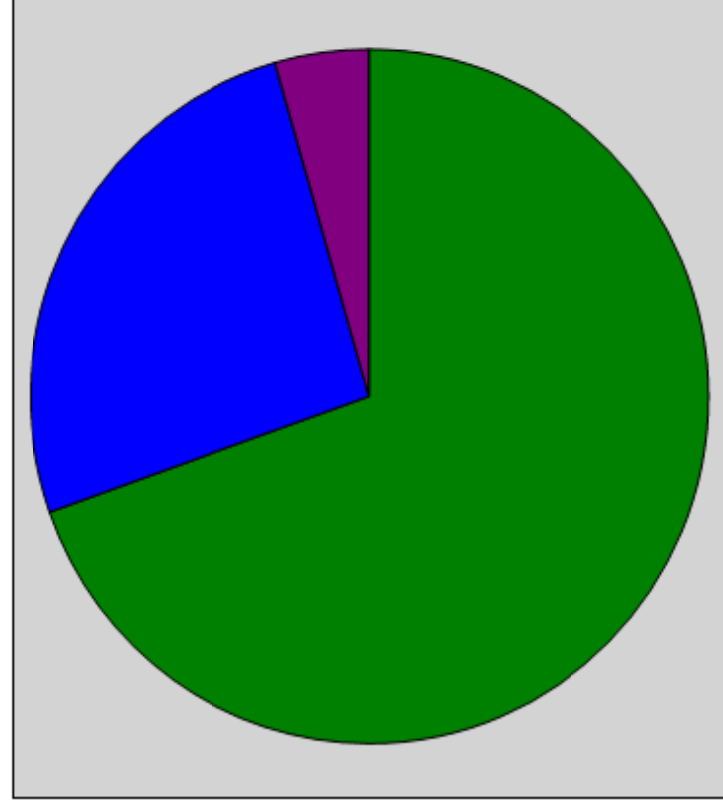
TO: 2/8/2008 00:00:00

Item Details

Category (by Qty)



Category (by \$)



IMPOS Sample Report

FROM: 06/10/2008 00:00:00

TO: 06/10/2008 23:59:59

Item Details (by Staff)

Name	Net	Qty	Surcharge	discount	Void	Qty	Refund	Qty	Gross	%	Qty	
Amanda												
Beverage	\$244.50	56	\$0.00	(\$0.00)	\$0.00	0	\$0.00	0	\$244.50	3.82%	56	
BTL Red Wine	\$47.00	2	\$0.00	(\$0.00)	\$0.00	0	\$0.00	0	\$47.00	0.73%	2	
Long Paddock	\$21.50	1	\$0.00	(\$0.00)	\$0.00	0	\$0.00	0	\$21.50	0.34%	1	
Rock Merlot	\$25.50	1	\$0.00	(\$0.00)	\$0.00	0	\$0.00	0	\$25.50	0.40%	1	
Coffee/Tea	\$28.00	8	\$0.00	(\$0.00)	\$0.00	0	\$0.00	0	\$28.00	0.44%	8	
GLS Red Wine	\$12.50	2	\$0.00	(\$0.00)	\$0.00	0	\$0.00	0	\$12.50	0.20%	2	
GLS White Wine	\$16.00	2	\$0.00	(\$0.00)	\$0.00	0	\$0.00	0	\$16.00	0.25%	2	
Juice	\$6.40	2	\$0.00	(\$0.00)	\$0.00	0	\$0.00	0	\$6.40	0.10%	2	
PKG Beer	\$12.50	2	\$0.00	(\$0.00)	\$0.00	0	\$0.00	0	\$12.50	0.20%	2	
RTDS	\$8.00	1	\$0.00	(\$0.00)	\$0.00	0	\$0.00	0	\$8.00	0.12%	1	
Soft drink	\$30.00	12	\$0.00	(\$0.00)	\$0.00	0	\$0.00	0	\$30.00	0.47%	12	
soft drink add	\$4.50	9	\$0.00	(\$0.00)	\$0.00	0	\$0.00	0	\$4.50	0.07%	9	
Spirits	\$54.00	9	\$0.00	(\$0.00)	\$0.00	0	\$0.00	0	\$54.00	0.84%	9	
Tap Beer	\$25.60	7	\$0.00	(\$0.00)	\$0.00	0	\$0.00	0	\$25.60	0.40%	7	
Food	\$119.20	8	\$0.00	(\$0.00)	\$0.00	0	\$0.00	0	\$119.20	1.86%	8	
Bar snacks	\$16.00	2	\$0.00	(\$0.00)	\$0.00	0	\$0.00	0	\$16.00	0.25%	2	
Cakes	\$4.20	1	\$0.00	(\$0.00)	\$0.00	0	\$0.00	0	\$4.20	0.07%	1	
Food Modifiers	\$0.00	1	\$0.00	(\$0.00)	\$0.00	0	\$0.00	0	\$0.00	0.00%	1	
Grill	\$29.00	1	\$0.00	(\$0.00)	\$0.00	0	\$0.00	0	\$29.00	0.45%	1	
Main	\$70.00	3	\$0.00	(\$0.00)	\$0.00	0	\$0.00	0	\$70.00	1.09%	3	
Chicken Piza/ota	\$46.00	2	\$0.00	(\$0.00)	\$0.00	0	\$0.00	0	\$46.00	0.72%	2	
Lamb Cutlet	\$24.00	1	\$0.00	(\$0.00)	\$0.00	0	\$0.00	0	\$24.00	0.37%	1	
no cat	\$0.00	5	\$0.00	(\$0.00)	\$0.00	0	\$0.00	0	\$0.00	0.00%	5	
test dept	\$0.00	5	\$0.00	(\$0.00)	\$0.00	0	\$0.00	0	\$0.00	0.00%	5	
	\$363.70	69	\$0.00	(\$0.00)	\$0.00	0	\$0.00	0	\$363.70	5.68%	69	

Ben

Beverage	\$21.60	5	\$0.00	(\$0.00)	\$0.00	0	\$0.00	0	\$21.60	0.34%	5
----------	---------	---	--------	----------	--------	---	--------	---	---------	-------	---

IMPOS Sample Report

FROM: 06/10/2008 00:00:00

TO: 06/10/2008 23:59:59

Item Details (by Staff)

Coffee/Tea	\$10.50	2	\$0.00	(\$0.00)	\$0.00	0	\$0.00	0	\$10.50	0.16%	2	0.25%
Tap Beer	\$11.10	3	\$0.00	(\$0.00)	\$0.00	0	\$0.00	0	\$11.10	0.17%	3	0.37%
Food	\$2,227.00	44	\$0.00	(\$0.00)	\$0.00	0	\$0.00	0	\$2,227.00	34.76%	44	5.44%
Functions	\$2,227.00	44	\$0.00	(\$0.00)	\$0.00	0	\$0.00	0	\$2,227.00	34.76%	44	5.44%
	\$2,248.60	49	\$0.00	(\$0.00)	\$0.00	0	\$0.00	0	\$2,248.60	35.10%	49	6.06%

Debbie

Beverage	\$1,847.40	435	\$0.00	(\$0.00)	(\$159.10)	-43	\$0.00	0	\$1,688.30	26.35%	392	53.77%
Bar Modifiers	\$8.00	1	\$0.00	(\$0.00)	\$0.00	0	\$0.00	0	\$8.00	0.12%	1	0.12%
Cocktails	\$154.00	14	\$0.00	(\$0.00)	\$0.00	0	\$0.00	0	\$154.00	2.40%	14	1.73%
Coffee/Tea	\$36.50	10	\$0.00	(\$0.00)	\$0.00	0	\$0.00	0	\$36.50	0.57%	10	1.24%
GLS Red Wine	\$60.50	10	\$0.00	(\$0.00)	\$0.00	0	\$0.00	0	\$60.50	0.94%	10	1.24%
GLS White Wine	\$81.50	13	\$0.00	(\$0.00)	\$0.00	0	\$0.00	0	\$81.50	1.27%	13	1.61%
Juice add	\$1.20	2	\$0.00	(\$0.00)	\$0.00	0	\$0.00	0	\$1.20	0.02%	2	0.25%
PKG Beer	\$31.50	5	\$0.00	(\$0.00)	\$0.00	0	\$0.00	0	\$31.50	0.49%	5	0.62%
PKG soft drink	\$9.00	3	\$0.00	(\$0.00)	\$0.00	0	\$0.00	0	\$9.00	0.14%	3	0.37%
Soft drink	\$108.50	42	\$0.00	(\$0.00)	\$0.00	0	\$0.00	0	\$108.50	1.69%	42	5.19%
soft drink add	\$29.50	59	\$0.00	(\$0.00)	\$0.00	0	\$0.00	0	\$29.50	0.46%	59	7.29%
SPARKL. GLASS	\$260.00	40	\$0.00	(\$0.00)	\$0.00	0	\$0.00	0	\$260.00	4.06%	40	4.94%
Spirits	\$448.00	73	\$0.00	(\$0.00)	\$0.00	0	\$0.00	0	\$448.00	6.99%	73	9.02%
Take Away	\$20.00	1	\$0.00	(\$0.00)	\$0.00	0	\$0.00	0	\$20.00	0.31%	1	0.12%
Tap Beer	\$599.20	162	\$0.00	(\$0.00)	(\$159.10)	-43	\$0.00	0	\$440.10	6.87%	162	20.02%
no cat	\$0.00	46	\$0.00	(\$0.00)	\$0.00	0	\$0.00	0	\$0.00	0.00%	46	5.69%
test dept	\$0.00	46	\$0.00	(\$0.00)	\$0.00	0	\$0.00	0	\$0.00	0.00%	46	5.69%
	\$1,847.40	481	\$0.00	(\$0.00)	(\$159.10)	-43	\$0.00	0	\$1,688.30	26.35%	481	59.46%

Elyse

Beverage	\$154.50	39	\$0.00	(\$0.00)	\$0.00	0	\$0.00	0	\$154.50	2.41%	39	4.82%
Coffee/Tea	\$45.50	11	\$0.00	(\$0.00)	\$0.00	0	\$0.00	0	\$45.50	0.71%	11	1.36%

Your Company name

FROM: 08/02/2008 00:00:00

TO: 09/02/2008 23:59:59

Sale Performance Summary

Travis	61
Billy Bob	7
Clint	10
Daisy	2
Hailey	1
Mandy	1
Marra	7
Stacey	1
Tracka	3
Sarah	2
Steph Bar	9
Tarryn	2
Kylie	5
Leanne	3
Steph	8

154

Your company name

FROM: 10/02/2008 00:00:00

TO: 11/02/2008 23:59:59

Account Transaction

--- By Account

Account	Date	Check No.	Total	Paid	Amount
BAND / DJ					\$75.90
	10-02-2008	000608	\$75.90	\$75.90	
		<i>Canadian Club</i>		\$6.50	
		<i>Canadian Club</i>		\$6.50	
		<i>Canadian Club</i>		\$6.50	
		<i>Canadian Club</i>		\$6.50	
		<i>Coopers</i>		\$3.80	
		<i>Coopers</i>		\$3.80	
		<i>Sweet S/Bow</i>		\$5.50	
		<i>Coopers</i>		\$3.80	
		<i>Canadian Club</i>		\$6.50	
		<i>Opal Nera/Bianca</i>		\$7.00	
		<i>Canadian Club</i>		\$6.50	
		<i>Canadian Club</i>		\$6.50	
		<i>Canadian Club</i>		\$6.50	
Bob Bradford					\$32.50
	11-02-2008	000004	\$32.50	\$32.50	
		<i>Latte</i>		\$3.20	
		<i>Latte</i>		\$3.20	
		<i>Hot Chocolate</i>		\$3.50	
		<i>Continental Breakfast</i>		\$8.00	
		<i>Fruit</i>		\$0.00	
		<i>Continental Breakfast</i>		\$8.00	
		<i>Fruit</i>		\$0.00	
		<i>Latte</i>		\$3.20	
		<i>Small Business</i>		(\$1.00)	
		<i>Latte</i>		\$3.20	
		<i>Small Business</i>		(\$1.00)	
		<i>Latte</i>		\$3.20	
		<i>Small Business</i>		(\$1.00)	
BRIGHTER PRINTING					\$52.40
	11-02-2008	000051	\$52.40	\$52.40	
		<i>Guinness</i>		\$5.00	
		<i>Guinness</i>		\$5.00	
		<i>Toasted Foccacia</i>		\$10.00	
		<i>Chicken</i>		\$0.00	
		<i>Bacon</i>		\$2.00	
		<i>Chips</i>		\$0.00	
		<i>Salad</i>		\$0.00	
		<i>Rice Paper Rolls</i>		\$14.00	
		<i>Toasted Foccacia</i>		\$10.00	
		<i>Ham</i>		\$0.00	
		<i>Cappuccino</i>		\$3.20	
		<i>Cappuccino</i>		\$3.20	
Doddsy					\$24.00
	10-02-2008	000082	\$24.00	\$24.00	
		<i>Bacon & Eggs</i>		\$11.00	
		<i>Scrambled</i>		\$0.00	
		<i>Well Done Bacon</i>		\$0.00	
		<i>Bacon & Eggs</i>		\$11.00	
		<i>Scrambled</i>		\$0.00	
		<i>Well Done Bacon</i>		\$0.00	
		<i>Xtra Tomato</i>		\$2.00	

Your Company name

FROM: 08/02/2008 00:00:00

TO: 09/02/2008 23:59:59

Discount Detail

STAFF

Discount			Qty	Amount
Barter Card			6	\$50.60
BILLY FOOD			7	\$44.00
CLINT FOOD			6	\$31.00
Coffee Card			9	\$16.00
George D	[Station]	[Check No.]	3 [Item]	\$3.20
09-02-2008 11:00 AM POS3		000192	1 Cappuccino	\$3.20
09-02-2008 11:00 AM POS3		000192	2 Skinny	\$0.00
Jodie	[Station]	[Check No.]	1 [Item]	\$3.20
Leanne	[Station]	[Check No.]	2 [Item]	\$6.40
Sarah	[Station]	[Check No.]	3 [Item]	\$3.20
Entainment Card			135	\$312.00
FAMILY DISCOUNT			2	\$2.75
Food Mistake			3	\$16.50
Gift Voucher Payment			6	\$15.00
JODIE FOOD			1	\$22.00
K/OFF			13	\$73.10
KYLIE FOOD			1	\$19.00
MGMT DRINKS			8	\$16.08
STAFF DRINKS			10	\$10.33
STAFF FOOD			23	\$65.50
WASTAGE			6	\$37.00
				\$730.86

STATION

Discount			Qty	Amount
Barter Card			6	\$50.60
POS4	[Staff]	[Check No.]	6 [Item]	\$50.60
BILLY FOOD			7	\$44.00
POS3	[Staff]	[Check No.]	5 [Item]	\$29.00
POS4	[Staff]	[Check No.]	2 [Item]	\$15.00
CLINT FOOD			6	\$31.00
POS2	[Staff]	[Check No.]	6 [Item]	\$31.00
Coffee Card			9	\$16.00
POS3	[Staff]	[Check No.]	3 [Item]	\$3.20
POS4	[Staff]	[Check No.]	6 [Item]	\$12.80
Entainment Card			135	\$312.00
POS4	[Staff]	[Check No.]	135 [Item]	\$312.00
FAMILY DISCOUNT			2	\$2.75
POS4	[Staff]	[Check No.]	2 [Item]	\$2.75
Food Mistake			3	\$16.50
POS4	[Staff]	[Check No.]	3 [Item]	\$16.50
08-02-2008 08:38 PM Jodie		000517	1 Caesar Salad	\$14.50
08-02-2008 08:38 PM Jodie		000517	1 Chicken	\$2.00
08-02-2008 08:38 PM Jodie		000517	1 no croutons	\$0.00
Gift Voucher Payment			6	\$15.00
POS4	[Staff]	[Check No.]	6 [Item]	\$15.00
JODIE FOOD			1	\$22.00
POS4	[Staff]	[Check No.]	1 [Item]	\$22.00
K/OFF			13	\$73.10
POS2	[Staff]	[Check No.]	12 [Item]	\$65.60
POS4	[Staff]	[Check No.]	1 [Item]	\$7.50
KYLIE FOOD			1	\$19.00

Your Company name

FROM: 27/01/2008 00:00:00

TO: 09/02/2008 23:59:59

Refund Detail

Refund	[Station]	[Check No.]	[Item]	Amount
Billy Bob				\$14.50
	02/02/2008 07:47 PM POS2	000606	Pure Blonde	\$14.50
Candice				\$83.50
Clint				\$25.00
	05/02/2008 04:55 PM POS2	000155	Stella	\$16.00
	09/02/2008 06:53 PM POS2	000483	Soup	\$9.00
Jodie				\$4.20
Kylie				\$92.70
Rachel				\$36.00
Sarah				\$6.40
Stacey				\$19.00
Steph				\$11.00
Tarryn				\$11.20
Travis				\$56.50
				\$360.00

Your Company name

FROM: 04/02/2008 00:00:00

TO: 06/02/2008 23:59:59

Void Detail

Void	[Station]	[Check No.]	[Item]	Amount
Billy Bob				\$0.00
Clint				\$0.00
Jodie				\$6.40
Jodie L				\$16.00
04/02/2008 08:17 PM POS5		000282	Porterhouse	\$0.00
04/02/2008 08:17 PM POS5		000282	Med Rare	\$0.00
05/02/2008 06:56 PM POS4		000229	Vegetarian Pizza	\$0.00
05/02/2008 06:56 PM POS4		000229	no asparagus	\$0.00
05/02/2008 06:56 PM POS4		000229	with fetta	\$0.00
05/02/2008 08:21 PM POS4		000229	Vegetarian Pizza	\$16.00
05/02/2008 08:21 PM POS4		000229	no asparagus	\$0.00
05/02/2008 08:21 PM POS4		000229	with fetta	\$0.00
Leanne				\$3.20
Sarah				\$3.50
Tarryn				\$0.00
Travis				\$37.10
				\$66.20

Your Company name

FROM: 06/02/2008 00:00:00

TO: 06/02/2008 23:59:59

Table Details

Table No.	No. of Bills	Covers	Total Spent	Spent/Bill	Spent /Cover
11	3	13	\$292.20	\$97.40	\$22.48
15	3	7	\$92.20	\$30.73	\$13.17
9	5	12	\$102.40	\$20.48	\$8.53
100	2	3	\$17.00	\$8.50	\$5.67
7	4	10	\$143.30	\$35.83	\$14.33
23	6	14	\$202.30	\$33.72	\$14.45
54	1	2	\$8.20	\$8.20	\$4.10
10	4	7	\$96.30	\$24.08	\$13.76
19	1	2	\$6.40	\$6.40	\$3.20
6	5	9	\$118.30	\$23.66	\$13.14
27	8	16	\$178.90	\$22.36	\$11.18
4	8	15	\$175.90	\$21.99	\$11.73
28	1	5	\$24.60	\$24.60	\$4.92
5	6	12	\$210.70	\$35.12	\$17.56
3	7	13	\$185.80	\$26.54	\$14.29
18	2	5	\$49.30	\$24.65	\$9.86
95	2	2	\$3.20	\$1.60	\$1.60
42	2	3	\$12.40	\$6.20	\$4.13
21	4	7	\$142.90	\$35.73	\$20.41
8	5	9	\$94.60	\$18.92	\$10.51
24	2	4	\$85.60	\$42.80	\$21.40
1	4	8	\$76.50	\$19.13	\$9.56
25	3	9	\$157.00	\$52.33	\$17.44
29	4	16	\$150.60	\$37.65	\$9.41
12	3	6	\$123.80	\$41.27	\$20.63
58	6	8	\$85.70	\$14.28	\$10.71
55	2	2	\$72.00	\$36.00	\$36.00
61	1	1	\$9.20	\$9.20	\$9.20
110	1	1	\$0.00	\$0.00	\$0.00
92	1	1	\$9.00	\$9.00	\$9.00
14	2	5	\$98.40	\$49.20	\$19.68
96	1	1	\$10.25	\$10.25	\$10.25
97	1	1	\$18.00	\$18.00	\$18.00
16	2	2	\$16.30	\$8.15	\$8.15
93	2	2	\$12.00	\$6.00	\$6.00
72	1	1	\$3.20	\$3.20	\$3.20
2	1	2	\$87.90	\$87.90	\$43.95
20	3	18	\$57.40	\$19.13	\$3.19
	119	254	\$3,229.75	\$27.14	\$12.72

Your Company name

FROM: 09/02/2008 00:00:00

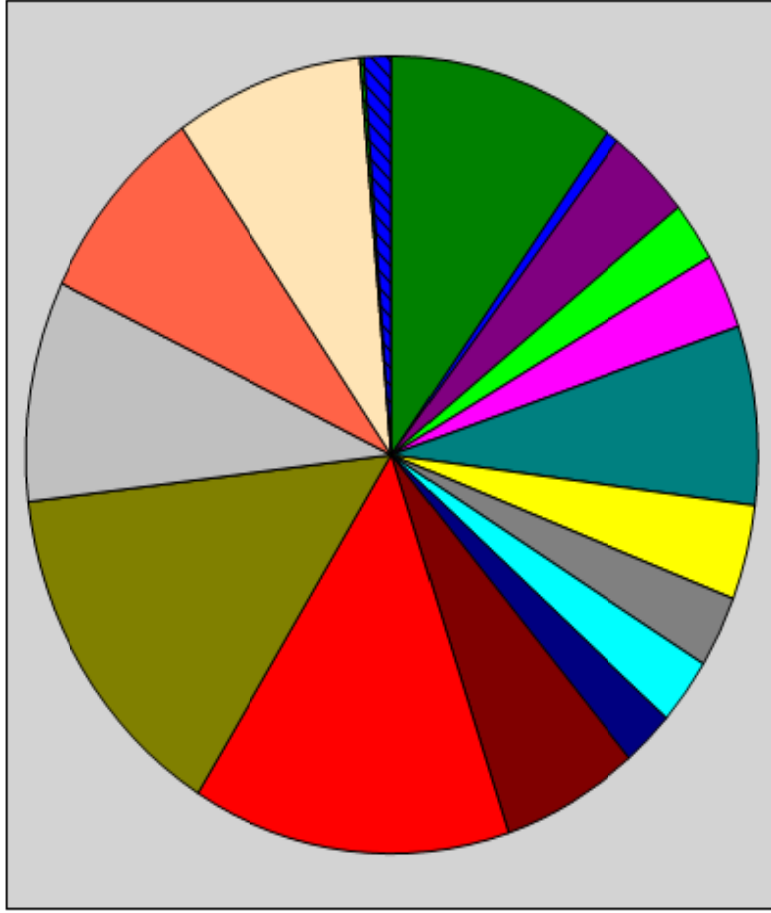
TO: 10/02/2008 00:00:00

Daily Hourly Summary

	0:00	1:00	10:00	11:00	12:00	13:00	14:00	15:00
Drink								
Soft Drinks	\$26.90	\$7.30	\$3.00	\$2.80	\$6.30	\$41.70	\$17.20	\$11.20
Tap Beer	\$461.30	\$29.96	\$7.00	\$3.50	\$15.00	\$61.10	\$30.70	\$82.00
Spirits	\$803.00	\$45.50				\$6.00		\$18.00
Imported Beer	\$56.00	\$4.90						
RTDs	\$157.10	\$7.50						
White Wine	\$42.50	\$0.00			\$6.00	\$21.00	\$36.00	\$65.00
Champagne	\$12.00				\$6.50	\$6.00	\$7.50	
Local Beer	\$111.50				\$8.40	\$9.60	\$40.50	\$2.80
Juices			\$42.40	\$14.80		\$24.00	\$12.00	
Milkshakes			\$10.50	\$2.50				
Cocktails				\$8.50				
Red Wine						\$28.00	\$7.00	\$6.00
Starters	\$1,670.30	\$95.16	\$62.90	\$32.10	\$42.20	\$197.40	\$150.90	\$185.00
Pasta/Risotto					\$262.50	\$619.26	\$241.00	\$137.39
Mains			\$0.00	\$0.00	\$0.00	\$39.50	\$0.00	\$0.00
Bar Snacks	\$5.00							
Breakfast			\$433.00		\$71.00	\$128.00	\$42.00	\$42.00
Kids Meals				\$5.00	\$14.00		\$14.00	\$13.00
Desserts				\$7.00			\$22.50	\$3.50
Dessert				\$0.00			\$3.50	
Sides					\$12.00	\$48.00	\$6.00	\$30.00
Pizza					\$19.00	\$108.24	\$54.00	\$19.00
Wok					\$20.00			
no cat	\$5.00		\$433.00	\$272.00	\$398.50	\$943.00	\$383.00	\$241.39
	\$35.00		\$145.50	\$106.85	\$78.50	\$96.30	\$122.70	\$69.65
Spent per Cover	Total covers 1440							
Drink	\$7.86							
Food	\$5.41							
no cat	\$0.95							

16:00	17:00	18:00	19:00	20:00	21:00	22:00	23:00	Total
	\$17.75	\$22.60	\$19.60	\$43.90	\$59.00	\$28.40	\$27.30	\$21.30
	\$167.30	\$94.70	\$124.78	\$361.40	\$450.50	\$523.00	\$523.30	\$394.26
	\$50.00	\$44.00	\$39.00	\$70.00	\$237.01	\$497.50	\$336.50	\$464.50
			\$7.00	\$7.00	\$26.26	\$77.00	\$63.00	\$21.00
	\$74.00	\$6.00	\$96.80	\$37.60	\$131.68	\$180.20	\$216.90	\$188.20
			\$6.00	\$232.14	\$105.74	\$88.50	\$153.50	\$68.50
	\$5.00	\$27.00	\$33.00	\$15.00	\$7.50	\$21.00	\$19.50	\$22.50
				\$29.00	\$16.50	\$24.50	\$34.50	\$24.50
				\$5.60				\$95.60
					\$4.00			\$53.00
								\$72.50
	\$24.00	\$27.00	\$33.50	\$45.90	\$64.54	\$28.00		\$263.94
	\$338.05	\$221.30	\$359.67	\$847.54	\$1,102.73	\$1,468.10	\$1,374.50	\$9,428.61
	\$30.50	\$82.00	\$161.50	\$488.32	\$313.05		(\$19.00)	\$2,316.51
	\$0.00	\$0.00	\$220.73	\$161.00	\$149.69	\$0.00		\$570.91
	\$2.00	\$2.50	\$102.00	\$362.53	\$465.18	\$0.00	\$2.50	\$929.70
				\$2.50		\$2.50		\$17.00
	\$7.00			\$14.00				\$1,075.50
	\$2.00	\$26.50			\$26.50	\$4.89	\$0.00	\$54.00
								\$102.39
	\$6.00		\$12.00	\$24.00	\$18.00			\$3.50
	\$35.00	\$16.00	\$102.00	\$124.00	\$247.09	\$34.00		\$156.00
		\$20.00	\$62.00	\$353.46	\$57.04			\$758.33
	\$82.50	\$147.00	\$660.23	\$1,529.81	\$1,276.54	\$41.39	(\$16.50)	\$512.51
	\$38.96	\$20.90	\$19.00	\$19.70	\$51.10	\$20.40	\$42.60	\$6,496.35
							\$154.00	\$1,144.06

Hourly Sales
Report



Your Company name

FROM: 03/02/2008 00:00:00

TO: 10/02/2008 00:00:00

Weekly Summary

	Monday	Tuesday	Wednesday	Thursday	Friday	Saturday	Sunday	Total
no cat								
Drink								
Total	\$461.80	\$488.88	\$449.88	\$600.84	\$889.95	\$1,130.06	\$664.86	\$4,686.27
Tap Beer	\$842.49	\$804.80	\$901.30	\$1,865.86	\$5,352.45	\$3,385.54	\$1,386.35	\$14,538.78
RTDs	\$110.60	\$132.50	\$43.50	\$159.80	\$833.17	\$930.18	\$610.70	\$2,820.45
Spirits	\$549.00	\$100.50	\$110.50	\$677.00	\$3,867.43	\$2,602.01	\$773.00	\$8,679.43
Soft Drinks	\$218.50	\$222.89	\$140.29	\$222.13	\$444.01	\$355.30	\$343.71	\$1,946.83
Local Beer	\$31.11	\$33.00	\$61.50	\$60.50	\$489.50	\$370.50	\$325.50	\$1,371.61
White Wine	\$244.50	\$466.79	\$253.54	\$544.33	\$1,206.44	\$1,003.17	\$481.65	\$4,200.42
Imported Beer	\$125.25	\$14.00		\$84.00	\$752.12	\$262.16	\$203.00	\$1,440.54
Juices	\$15.33	\$26.80	\$16.40	\$6.80	\$36.00	\$95.60	\$62.80	\$259.73
Milkshakes	\$45.00	\$8.00	\$12.00	\$16.00	\$10.50	\$53.00	\$58.52	\$203.02
Red Wine	\$181.89	\$215.50	\$90.61	\$146.50	\$407.00	\$263.94	\$155.00	\$1,460.44
Champagne	\$12.00	\$23.04	\$61.50	\$122.00	\$354.00	\$111.00	\$113.50	\$797.04
Cocktails		\$144.00		\$25.50	\$96.00	\$72.50	\$8.50	\$346.50
Total	\$2,375.67	\$2,191.81	\$1,691.14	\$3,930.42	\$13,848.62	\$9,504.90	\$4,522.23	\$38,064.78
Food	\$2,546.06	\$3,326.70	\$2,375.08	\$3,877.34	\$5,093.54	\$6,467.35	\$4,087.29	\$27,773.36

Spent per Cover	Total covers 6276
no cat	\$0.75
Drink	\$6.07
Food	\$4.43


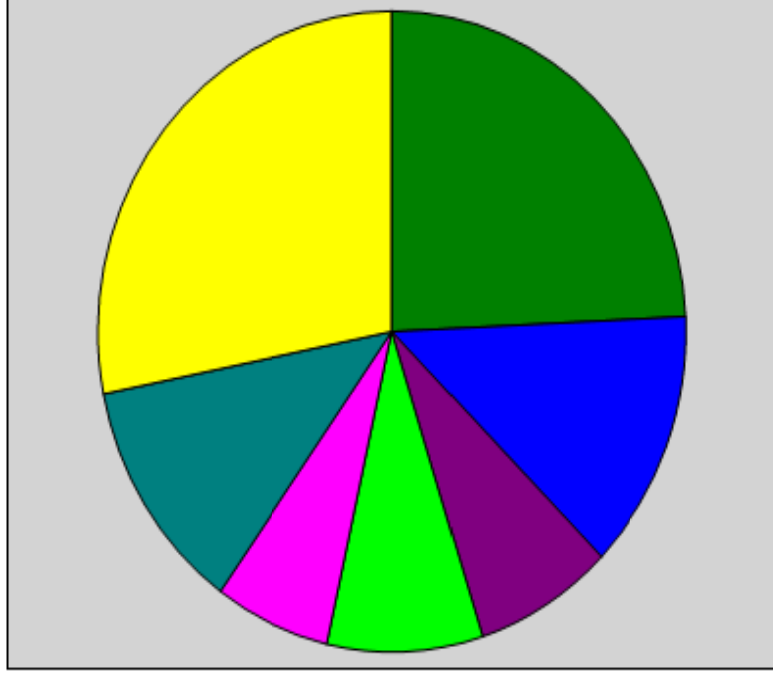
Your Company name

FROM: 03/02/2008 00:00:00

TO: 10/02/2008 00:00:00

Weekly Summary

Weekly Summary Report



Member Details (list)

card type	card ID	expiry date	first name	last name	Street	Suburb	State	Postcode	e mail	contact no
10% discount	111	25/02/2008	Zen	Dorcas	23A The Esplanade	Hawthorn	QLD	4078	adam_j@hotmail.com	04156889536
20% discount	222	27/02/2008	Amy	Little	3/178 Darling St	Labrador	QLD	4235	schuschu@bigpond.com	04256889632